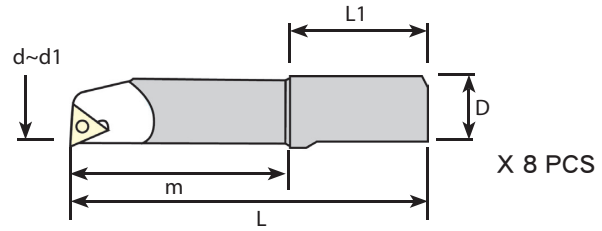




Insert Type Boring Bar

Order NO. BBAR-D16 CODE NO.6004-071



BORING BAR FOR BORING HEAD

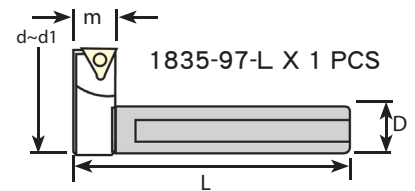
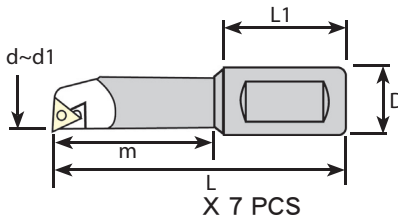
8 PCS/SET

BORING BAR	SHANK D.	RANGE d~d1	DEPTH m	L1	SHANK L. L	INSERT	SCREW	WRENCH	WEIGHT (kg)
1608-32	16	8-11	32	32	80	TBGT060102L	TS2001	T6	
1610-40	16	10-13	40	32	80				
1612-53	16	12-15	53	32	85	TBGT090204L	TS2504	T8	
1616-68	16	16-21	68	32	100	TBGT110304L	TS3005	T10	
1620-83	16	20-26	83	32	115				
1625-90	16	25-31	90	32	122				
1630-90	16	30-36	90	32	122				
1640-90	16	40-46	90	32	122				



Insert Type Boring Bar

Order NO. BBAR-D18 CODE NO.6004-072



BORING BAR FOR BORING HEAD

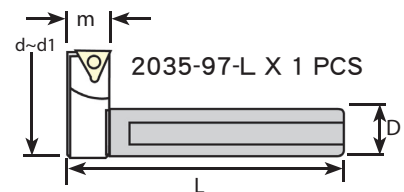
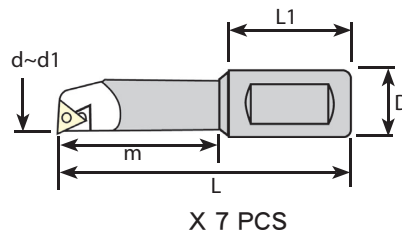
8 PCS/SET

BORING BAR	SHANK D.	RANGE d~d1	DEPTH m	L1	SHANK L. L	INSERT	SCREW	WRENCH	WEIGHT (kg)
1808-32	18	8-11	32	32	80	TBGT060102L	TS2001	T6	
1810-40	18	10-13	40	32	80				
1812-53	18	12-17	53	32	85	TBGT090204L	TS2504	T8	
1816-68	18	16-21	68	32	100	TBGT110304L	TS3005	T10	
1820-83	18	20-130	83	32	115				
1825-96	18	25-135	96	32	135				
1830-115	18	30-140	115	32	154				
1835-97-L	18	120-280	14	32	99				



Insert Type Boring Bar

Order NO. BBAR-D20 CODE NO.6004-073



BORING BAR FOR BORING HEAD

8 PCS/SET

BORING BAR	SHANK D.	RANGE d~d1	DEPTH m	L1	SHANK L. L	INSERT	SCREW	WRENCH	WEIGHT (kg)
2008-32	20	8-11	23	32	80	TBGT060102L	TS2001	T6	
2010-40	20	10-13	40	32	80				
2012-53	20	12-17	53	32	85	TBGT090204L	TS2504	T8	
2016-68	20	16-21	68	32	100	TBGT110304L	TS3005	T10	
2020-83	20	20-130	83	32	115				
2025-96	20	25-135	96	32	135				
2030-115	20	30-140	115	32	154				
2035-97-L	20	120-280	14	32	99				

INSERT TYPE BORING BAR